

Product data sheet

Miniature connectors

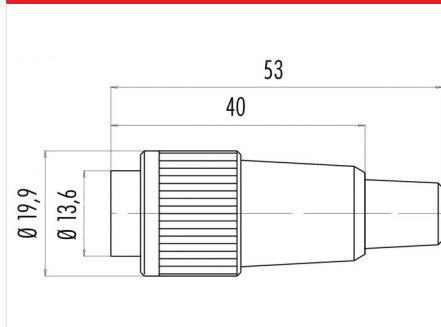


Product description	Bayonet cable connector, Contacts: 24, 6.0 - 8.0 mm, shielding is not possible, solder, IP40
Area	Bayonet series 678
Order number	99 0669 02 24

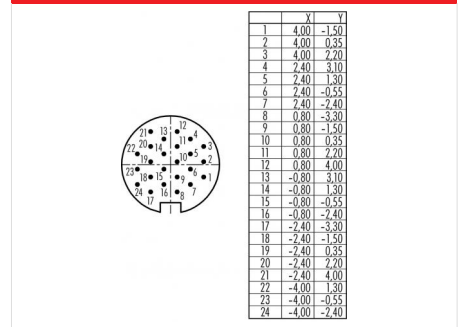
Illustration



Scale drawing



Contact arrangement (Plug-in side)



You can find the component part drawing on the next page.

Technical data

General values

Connector design	cable connector
Connector locking system	Bayonet
Termination	solder
Wire gauge (mm)	0.14 mm ²
Wire gauge (AWG)	26
Cable outlet	6.0 - 8.0 mm
Upper limit temperature	85 °C
Customs tariff number	85369010
Packaging Unit	40

Electrical values

Rated current (40 °C)	1 A
Rated voltage	60 V
Rated impulse voltage	500 V
Pollution degree	I
Overvoltage category	III
Insulating material group	≥ 10 ¹⁰ Ω
Insulation resistance	shielding is not possible
EMC compliance	IP40
Degree of protection	> 500 Mating cycles
Mechanical operation	

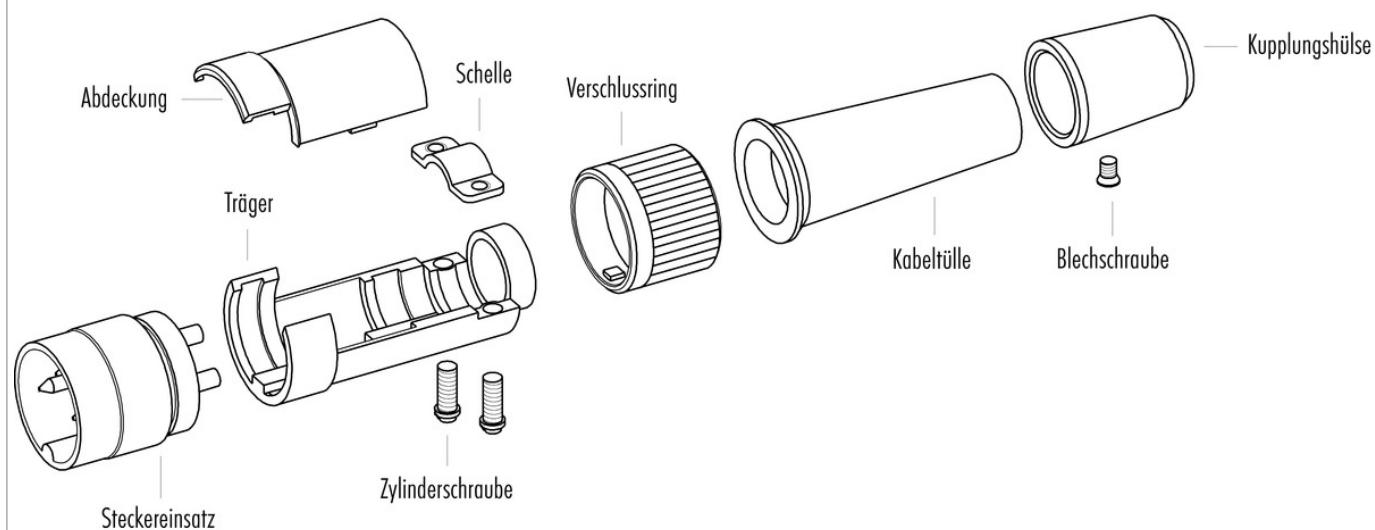
Material

Contact material	CuZn (brass)
Contact plating	Au (gold)
Contact body material	PBT (UL94 V-0)
Housing material	PA
REACH SVHC	CAS 7439-92-1 (Lead)

Product description **Bayonet cable connector, Contacts: 24, 6.0 - 8.0 mm, shielding is not possible, solder, IP40**

Area **Bayonet series 678**
Order number **99 0669 02 24**

Component part drawing



Product description	Bayonet cable connector, Contacts: 24, 6.0 - 8.0 mm, shielding is not possible, solder, IP40
Area	Bayonet series 678
Order number	99 0669 02 24

Security notices

The connectors are designed for use in plant, control system and electrical equipment. The end user is responsible for checking whether the connectors are suitable for use in other applications.